



ELIGIBILITY CENTER



NCAA INITIAL ELIGIBILITY

For College-Bound Student-Athletes



AGENDA

- » [NCAA Eligibility Center.](#)
- » [Choosing an NCAA School.](#)
- » [Registration is Required.](#)
- » [Core Courses.](#)
- » [Certification Outcomes.](#)
 - [Division I.](#)
 - [Division II.](#)
- » [Recruiting.](#)
- » [Resources.](#)





ELIGIBILITY CENTER



NCAA ELIGIBILITY CENTER





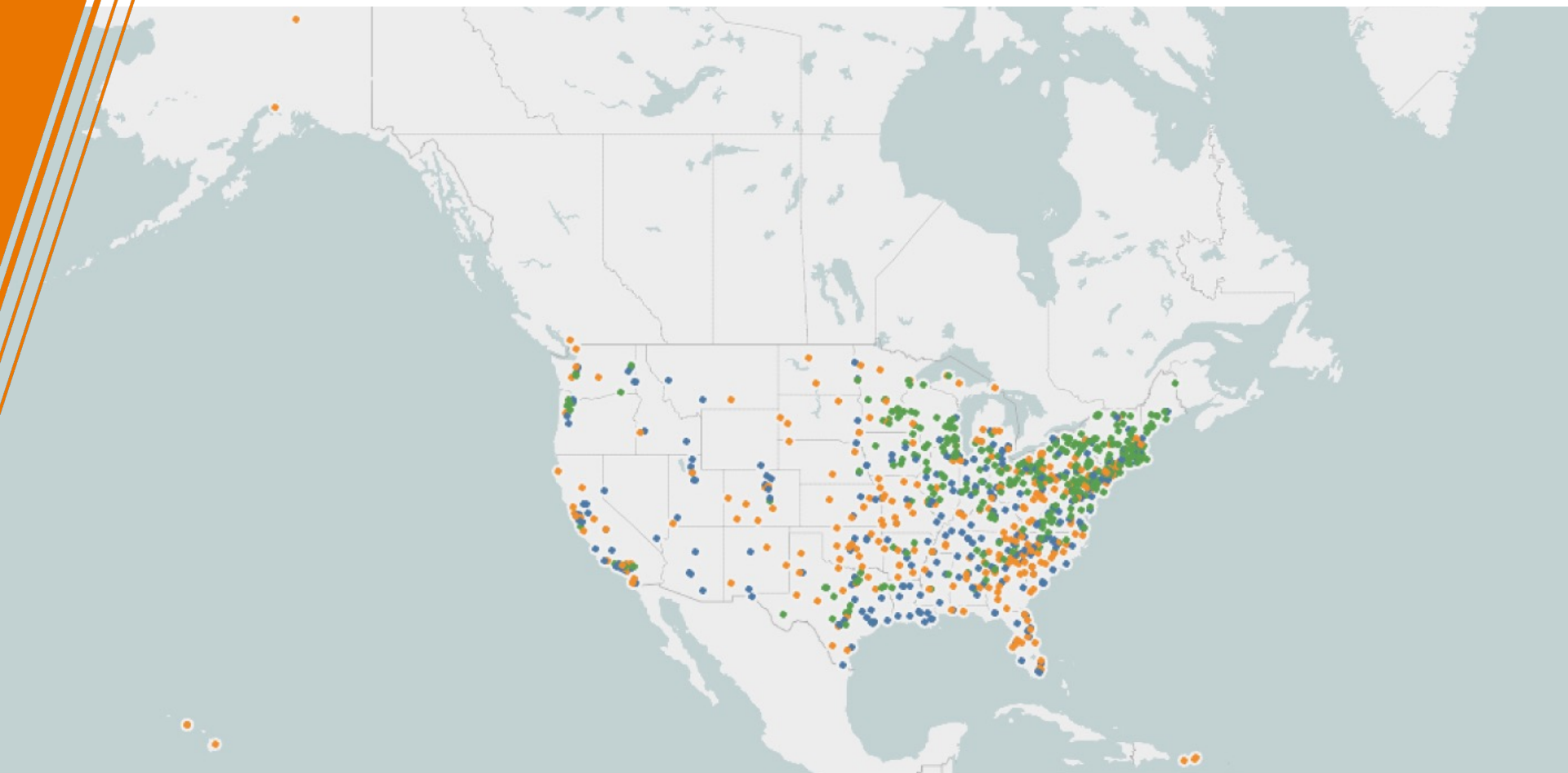
NCAA ELIGIBILITY CENTER

- » **Who are we?** A unit within the NCAA.
- » **What do we provide?** Certification of college-bound student-athletes for collegiate competition.
- » **What do we review?**
 - Academic requirements.
 - Amateurism requirements.





ELIGIBILITY CENTER



CHOOSING AN NCAA SCHOOL



NCAA THREE DIVISIONS

DIVISION	DIVISION I	DIVISION II <i>MAKE IT YOURS</i>	DIVISION III <i>DISCOVER DEVELOP DEDICATE</i>
NUMBER OF SCHOOLS*	351 (33%)	296 (27%)	433 (40%)
MEDIAN UNDERGRADUATE ENROLLMENT	8,449	2,300	1,655
STUDENTS WHO ARE ATHLETES	1 in 22 	1 in 9 	1 in 6
AVERAGE NUMBER OF TEAMS PER SCHOOL	19	16	19
PERCENTAGE OF NCAA STUDENT-ATHLETES IN EACH DIVISION	 36%	 25%	 39%
ATHLETICS SCHOLARSHIPS	Multiyear, cost-of-attendance athletics scholarships available 58% of athletes receive athletics aid	Partial athletics scholarship model 67% of athletes receive athletics aid	No athletics scholarships 80% of athletes receive nonathletics aid



NCAA SPORTS

FALL SPORTS

MEN:

Cross
Country
Football
Soccer
Water Polo

WOMEN:

Cross
Country
Field Hockey
Soccer
Volleyball

WINTER SPORTS

MEN:

Basketball
Fencing
Gymnastics
Ice Hockey
Indoor Track
and Field
Rifle
Skiing
Swimming
and Diving
Wrestling

WOMEN:

Basketball
Bowling
Fencing
Gymnastics
Ice Hockey
Indoor Track
and Field
Rifle
Skiing
Swimming
and Diving

SPRING SPORTS

MEN:

Baseball
Golf
Lacrosse
Outdoor Track
and Field
Tennis
Volleyball

WOMEN:

Beach
Volleyball
Golf
Lacrosse
Outdoor
Track
and Field
Rowing
Softball
Tennis
Water Polo

EMERGING SPORTS

WOMEN:

Acrobatics
and Tumbling
Equestrian
(Divisions I and II only)
Rugby
Stunt (Division II only)
Triathlon
Wrestling



CHOOSING AN NCAA SCHOOL



School Size



School Location



**Majors
and Minors**



**Cost of
Attendance**



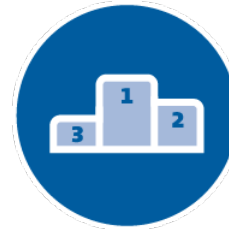
**Admission
Requirements**



**Culture
and Affiliations**



**Student-to-
Faculty Ratio**



Playing Time

» Use this [interactive map](#) to locate NCAA schools you're interested in attending.

THREE REQUIREMENTS TO PLAY COLLEGE SPORTS



**High School
Graduation**



**NCAA
Initial Eligibility**



**College
Admission**



COLLEGE ADMISSION

- » Apply and be accepted to the NCAA school before you can compete.
 - NCAA certification does **NOT** include acceptance to the NCAA school recruiting you.
- » Ask college admission about:
 - Cost of attendance.
 - Financial aid.
 - Standardized test scores.
 - > May be required for college admission or scholarships.
 - > NOT required for NCAA certification.
 - For more questions to ask, visit on.ncaa.com/ChoosingCollege.



SCHOLARSHIPS BY SPORT

Only about **2% of high school-athletes** are awarded athletics scholarships to compete in college.

- » Academic scholarships.
- » Athletics scholarships.
- » Expectations.
 - Annual scholarships.
 - Full scholarships.
 - Partial scholarships.
 - Scholarship renewals.





KEEP YOUR CERTIFICATION ON TRACK



1 **Register**
Free Profile Page

2 **Plan to Take Core Courses**

Complete
4 NCAA-Approved Core Courses

3 **Transition**
Certification Account

Complete
8 NCAA-Approved Core Courses

4 **Get Recruited**
Research Schools You're Interested In

5 **Ask Your High School**
To Upload Transcripts

Complete
12 NCAA-Approved Core Courses

6 **Check-In**
10/7 Requirement

7 **Ask Your High School**
To Upload Transcripts

8 **Apply to NCAA Schools**
Get Accepted

9 **Sign National Letter of Intent**
(Optional)

10 **Request Final Amateurism**

11 **Graduate High School**

Complete
16 NCAA-Approved Core Courses with 2.3 GPA

12 **Ask Your High School**
To Upload Transcripts

13 **Ask Your High School**
To Upload Proof of Grad

14 **Be Certified By the NCAA EC**





[Forgot your password?](#)

[Login](#)

[Help](#)

[High School Administrators](#)

WANT TO PLAY COLLEGE SPORTS?

Creating an account is the first step toward becoming an NCAA student-athlete



[REGISTER](#)

NOT SURE WHICH DIVISION YOUR SCHOOL IS IN?

[Learn more](#) or [search NCAA schools](#).

NCAA REGISTRATION IS REQUIRED

Register Before Freshman Year

NCAA REGISTRATION IS REQUIRED

Three Account Types



**Free Profile Page
Account**



**Academic
and Amateurism
Certification Account**



**Amateurism-Only
Certification Account**



FREE PROFILE PAGE ACCOUNT

Account Type #1



The right place to start for most students!

- » Not sure in which division you plan to compete.
- » Domestic students planning to compete at a [Division III school](#).
- » Registering in an NCAA-certified nonscholastic basketball event ([BBCS](#), ECAG, AAU).



No registration fee.



[Transition](#) to the right [certification account](#) at any time.



ACADEMIC AND AMATEURISM CERTIFICATION ACCOUNT

Account Type #2



Required to compete at a Division I or II school.

- » Go on [official visits](#).
- » Sign a [National Letter of Intent](#).
- » Receive an athletics scholarship.



Registration fee:

- » [Domestic students](#): \$100.
- » [International students](#): \$160.



AMATEURISM-ONLY CERTIFICATION ACCOUNT

Account Type #3



Required for all [international student-athletes](#) planning to compete at a Division III school.



Registration fee:
» \$70.



Student-athletes transferring from a two-year school to an NCAA Division I or II school who did not require an Eligibility Center academic certification.



REMEMBER

- » If you have an Eligibility Center certification account check to see if you meet [fee waiver criteria](#).



ELIGIBILITY CENTER

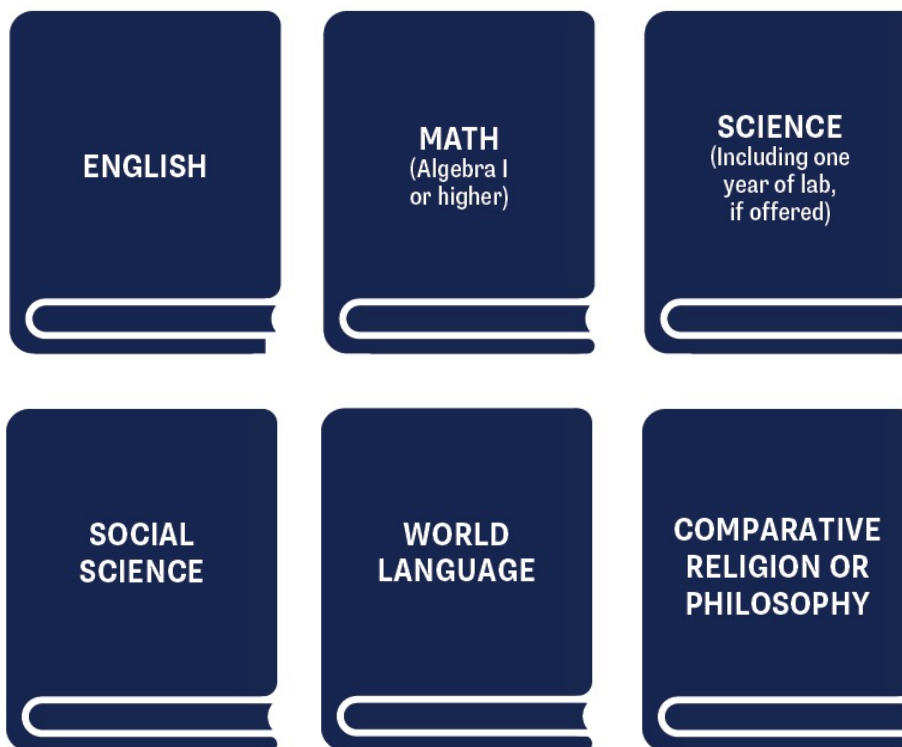


CORE COURSES



WHAT IS A CORE COURSE?

» Meets all requirements for an [NCAA-approved core course](#).

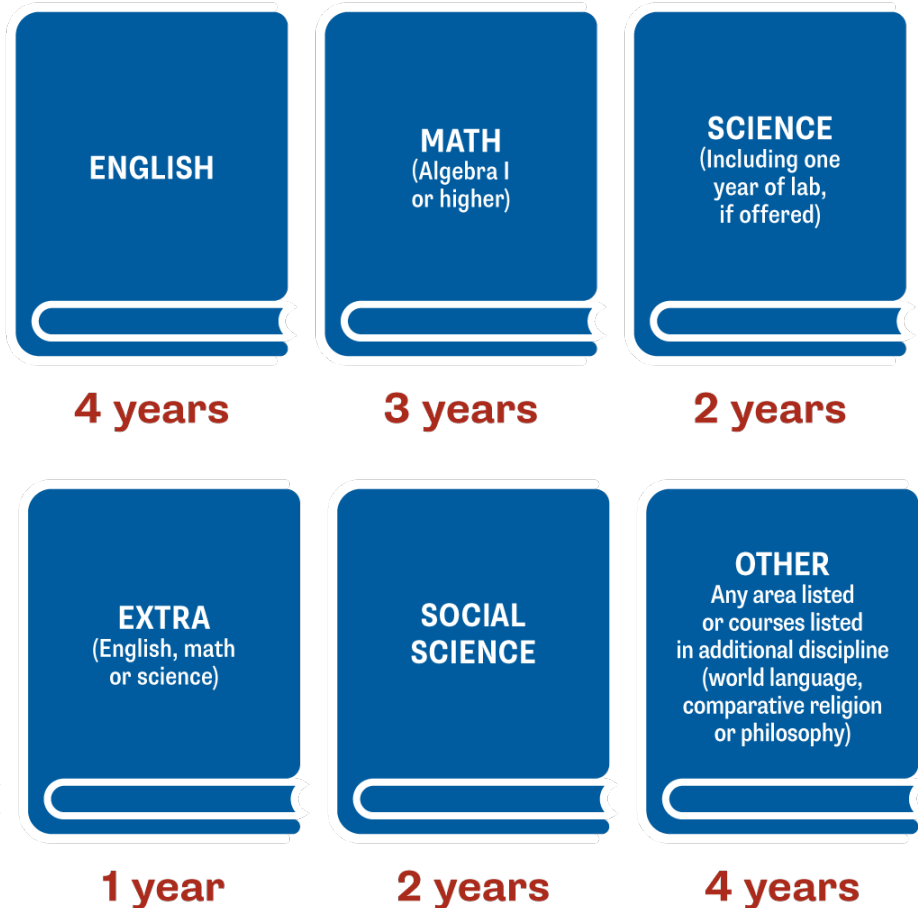


» Find your [high school's list](#) of NCAA-approved core courses.



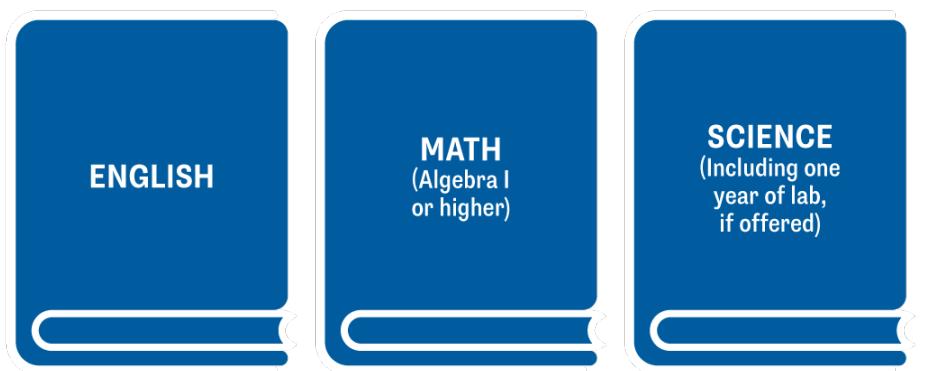
DIVISION I: 16 CORE-COURSE UNITS

Complete 16 core-course units in eight academic semesters.



DIVISION I: CORE-COURSE TIME LIMITATION

Complete 10 of your 16 NCAA-approved core-course credits, including seven in English, math or science, before the start of the seventh semester.



» Once you begin your seventh semester, any course that is needed to meet the 10/7 requirement cannot be replaced or repeated.



EXAMPLE SCHEDULE

How to plan your high school courses to meet the 16 core-course requirement:

$$4 \times 4 = 16$$

9th GRADE

- (1) English
- (1) Math
- (1) Science
- (1) Social Science and/or other

4 CORE COURSES

10th GRADE

- (1) English
- (1) Math
- (1) Science
- (1) Social Science and/or other

4 CORE COURSES

11th GRADE

- (1) English
- (1) Math
- (1) Science
- (1) Social Science and/or other

4 CORE COURSES

12th GRADE

- (1) English
- (1) Math
- (1) Science
- (1) Social Science and/or other

4 CORE COURSES



ELIGIBILITY CENTER

A close-up photograph showing a person wearing a green athletic shirt. Another person is adjusting a bright pink and black athletic shoe on their foot. The shoe has pink laces and black accents. The background is slightly blurred, showing another person's face.

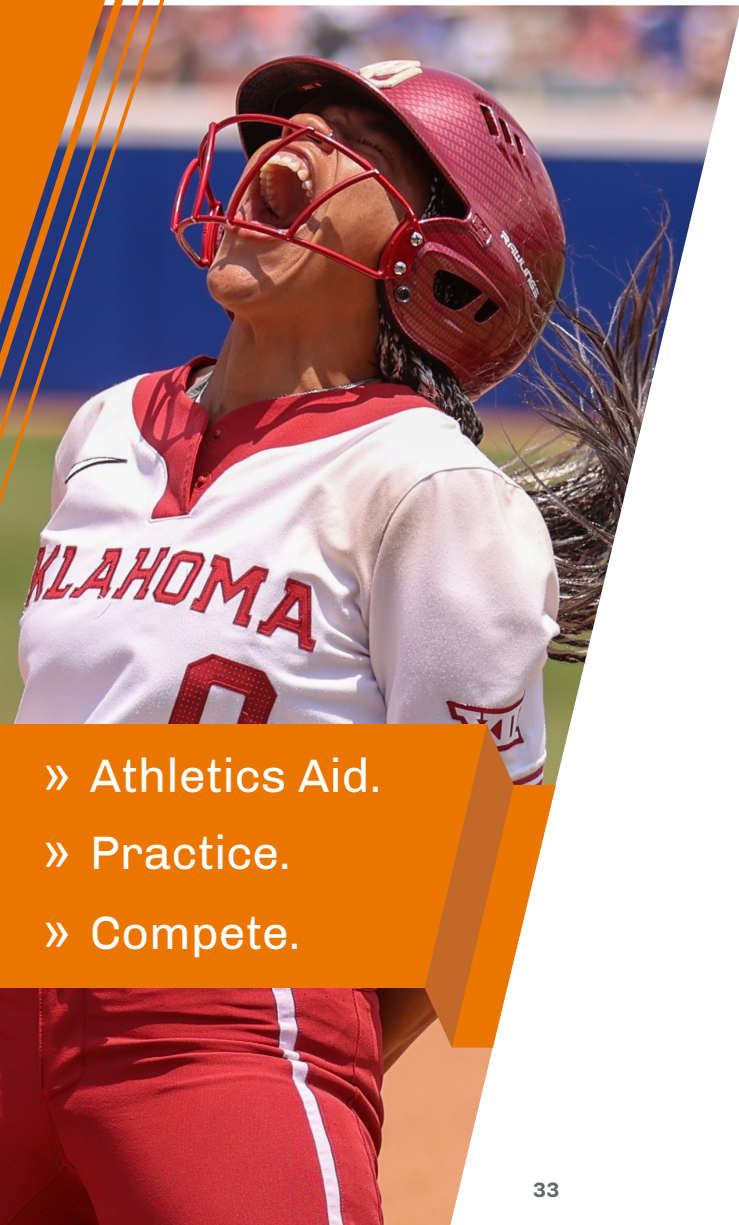
**CERTIFICATION
OUTCOMES**
Divisions I and II



Division I CERTIFICATION OUTCOMES

1. Early Academic Qualifier.
2. Qualifier.
3. Academic Redshirt.
4. Nonqualifier.





DIVISION I: QUALIFIER



Complete 16 core-course units in the required subject areas.



Meet core-course progression before the seventh semester.

Note: Students certified based solely on international credentials are exempt from core-course progression.



Earn a core-course GPA ≥ 2.3 in the required subject areas.



Submit proof of graduation to the Eligibility Center.

- » Athletics Aid.
- » Practice.
- » Compete.



DIVISION I: ACADEMIC REDSHIRT



Complete 16 core-course units in the required subject areas.



Earn a core-course GPA ≥ 2.0 in the required subject areas.



Submit proof of graduation to the Eligibility Center.

- » First Year Athletics Aid.
- » First Term Practice.



DIVISION I: NONQUALIFIER



Nonqualifiers are not eligible to receive athletics aid, practice or compete their first year at an NCAA Division I school.

- » ~~Athletics Aid.~~
- » ~~Practice.~~
- » ~~Compete.~~



Division II CERTIFICATION OUTCOMES

1. Early Academic Qualifier.
2. Qualifier.
3. Partial Qualifier.



DIVISION II: QUALIFIER



Complete 16 core-course units in the required subject areas.



Earn a core-course GPA ≥ 2.2 in the required subject areas.



Submit proof of graduation to the Eligibility Center.

- » Athletics Aid.
- » Practice.
- » Compete.



DIVISION II: PARTIAL QUALIFIER

College-bound student-athletes that do not meet Division II qualifier standards will be deemed a partial qualifier.



Submit proof of graduation to the Eligibility Center.

- » Athletics Aid.
- » Practice.



DIVISION III

- » Each Division III school determines its own eligibility for:
 - Academic requirements.
 - Admission.
 - Financial aid.
- » **International student-athletes** who plan to compete at a Division III school must complete an NCAA Eligibility Center Amateurism-Only Certification account.
- » Domestic student-athletes who plan to compete at a Division III school may register for a free Profile Page account, but it is not required.



ELIGIBILITY CENTER



RECRUITING



ARE YOU BEING RECRUITED?

» You're being recruited if a college coach:



Calls



Texts



Emails



**Messages via
Social Media**



**Visits Your
High School**



**Pays Expenses
to Visit Campus**



**Issues National
Letter of Intent**



**Writes Offer
of Financial Aid**

- » Recruiting can begin as early as freshman year.
- In most cases, recruiting starts before junior year.



INSTITUTIONAL REQUEST LIST

- » An IRL is a list of college-bound student-athletes an NCAA school is interested in recruiting.
 - You **must** be on an NCAA school's IRL to receive an Eligibility Center certification.
 - > Receive athletics aid.
 - > Practice.
 - > Compete.



RECRUITING CALENDARS

NCAA Division I and II recruiting calendars promote your well-being and ensure fairness among schools by defining certain periods during the year in which recruiting may or may not occur in a particular sport.

<i>Division, Sport and Grade Level Determines Recruiting Activities*</i>			
Contact Period	Evaluation Period	Quiet Period	Dead Period
College coaches may call, write, text or email you and your family.	College coaches may call, write, text or email you and your family.	College coaches may call, write, text or email you and your family.	College coaches may call, write, text or email you and your family.
College coaches may watch you compete.	College coaches may watch you compete.	College coaches may not watch you compete.	College coaches may not watch you compete.
College coaches may visit your high school.	College coaches may visit your high school.	College coaches may not visit your high school.	College coaches may not visit your high school.
College coaches may have face-to-face contact with you and your family.	College coaches may not have face-to-face contact with you or your family off the college's campus.	College coaches may only have face-to-face contact with you and your family on the college's campus.	College coaches may not have face-to-face contact with you or your family.

To view your division- and sport-specific recruiting calendar visit on.ncaa.com/RecruitCal.



OFFICIAL VS UNOFFICIAL VISITS

OFFICIAL VISITS

Official visits are any visit to a college campus paid for by the NCAA school you're visiting. Before a Division I or II official visit, you must:



Register for a
Certification Account



Be on an IRL



Send Your High
School Transcripts

UNOFFICIAL VISITS

Unofficial visits are any visit to a college campus paid by you or your family members.



OFFICIAL VS UNOFFICIAL VISITS

What can an NCAA school pay for during an official visit?

Division I	Division II	Division III
Transportation to and from the NCAA school you're visiting for you (and up to two family members).	Your transportation to and from the NCAA school you're visiting.	Your transportation to and from the NCAA school you're visiting.
Your lodging.	Your lodging.	Your lodging.
Up to three meals per day for you and up to four family members.	Your meals.	Up to three on-campus meals per day for you.
Reasonable entertainment expenses (including up to \$60 per recruited student-athlete and up to four family members accompanying you, including five tickets to a home sports event).	Reasonable entertainment expenses (including up to \$30 per recruited student-athlete and any family member accompanying you, including five tickets to a home sports event).	Reasonable entertainment expenses (including up to \$40 per recruited student-athlete and any family member accompanying you, including tickets to home sports events).

What can an NCAA school pay for during an unofficial visit?

Division I	Division II	Division III
Complimentary admission (including three tickets for a home athletics contest).	Complimentary admission (including five tickets for a home athletics contest).	Complimentary admission (including tickets for you and those accompanying you).



QUESTIONS TO ASK NCAA COACHES

- » Additional team responsibilities.
- » Athletic training and medical expenses.
- » Coaching philosophy and style.
- » Degree completion support.
- » Injuries and rehabilitation.
- » Mental health resources.
- » Playing time.
 - Am I a top seed, five seed or standby recruit?
 - Are there any redshirt expectations?
- » Scholarship renewals.
 - Will I receive a full or partial scholarship?
 - If I'm injured will my scholarship remain?
- » Team time demands.



RECRUITING BEST PRACTICES

- » Talk with your support system about what level of competition they think you should aim for.
- » Check your email often for open Eligibility Center tasks.
- » Use this [interactive map](#) to locate NCAA schools you're interested in attending.
 - Research admission requirements to NCAA schools you're interested in attending.
- » Research your division- and sport-specific recruiting periods.



RECRUITING BEST PRACTICES

- » Consider elite travel teams and camps.
- » Email college coaches during your sport's contact period to share your achievements and your interest.
 - Include your name, position and [NCAA ID](#).



Your Name

NCAA ID: 1234567890


Grad: MM/YYYY | Enroll: SEASON YYYY

- » Take official and unofficial visits to NCAA schools.
 - Review school websites and take virtual campus tours to learn more about NCAA schools.
- » Conduct yourself in a positive manner in class, practices and games, at home, in your community and online.



NAME, IMAGE AND LIKENESS

- » NCAA student-athletes can benefit from their NIL.
- » For more resources:
 - Visit ncaa.org/nil.
 - Contact your state's High School Athletic Association for current legislation.
 - Contact your future NCAA school's compliance office.
 - Follow the Eligibility Center on [Twitter](#), [Instagram](#), [YouTube](#) and [Facebook](#).



NATIONAL LETTER OF INTENT

- » By signing a NLI, you're agreeing to attend a Division I or II school for one academic year.
- » NLI is voluntary and ends the recruiting process.
- » Athletics financial aid is provided for a minimum of one academic year.
 - You must be admitted to the NCAA school.
 - You must be eligible for financial aid under NCAA rules.
- » For more NLI information, visit nationalletter.org.



TRANSFER STUDENTS

- » Understand the transfer rules, options and potential consequences before choosing to transfer.
- » Depending on your college experience, you may be able to compete as soon as you transfer, or you might have to be enrolled for one academic year at your new school before competing.
- » Resources:
 - [Guide for Two-Year Transfers.](#)
 - [Guide for Four-Year Transfers.](#)
 - For more transfer information, visit [on.ncaa.com/Transfer.](https://on.ncaa.com/Transfer)



ELIGIBILITY CENTER

A large, stylized NCAA logo is centered on a blue basketball court floor. The logo is white with a blue outline. The floor is decorated with colorful confetti in shades of blue, orange, and yellow. The background is a dark blue basketball court with white lines. The overall design is vibrant and celebratory.

NCAA

RESOURCES



RESOURCES



Registration Checklist

- » [Guide for the College-Bound Student-Athlete.](#)
- » [Initial-Eligibility Flyer.](#)
- » [Home School Students.](#)
- » [International Students.](#)
- » [Education Impacting Disabilities.](#)
- » Register at eligibilitycenter.org.



[@ncaaec](https://twitter.com/ncaaec)



[@playcollegesports](https://www.instagram.com/playcollegesports)



[@ncaaec](https://www.facebook.com/ncaaec)



[@ncaaec](https://www.youtube.com/ncaaec)



ELIGIBILITY CENTER

QUESTIONS?



**Take a Short Survey
on How We Did Today**



ELIGIBILITY CENTER

SOCIAL MEDIA

Follow the NCAA Eligibility Center



Twitter
[@ncaaec](https://twitter.com/ncaaec)



Instagram
[@playcollegesports](https://www.instagram.com/playcollegesports)



Facebook
[@ncaaec](https://www.facebook.com/ncaaec)



YouTube
[@ncaaec](https://www.youtube.com/ncaaec)

THANK YOU FOR JOINING!

Contact the Eligibility Center



Connect with the
Eligibility Center

- » College-bound student-athlete support line.
 - 877-262-1492.
 - > Monday-Friday.
 - > 9 a.m. to 5 p.m. Eastern time.



[@ncaaec](https://twitter.com/ncaaec)



[@playcollegesports](https://www.instagram.com/playcollegesports)



[@ncaaec](https://www.facebook.com/ncaaec)



[@ncaaec](https://www.youtube.com/ncaaec)